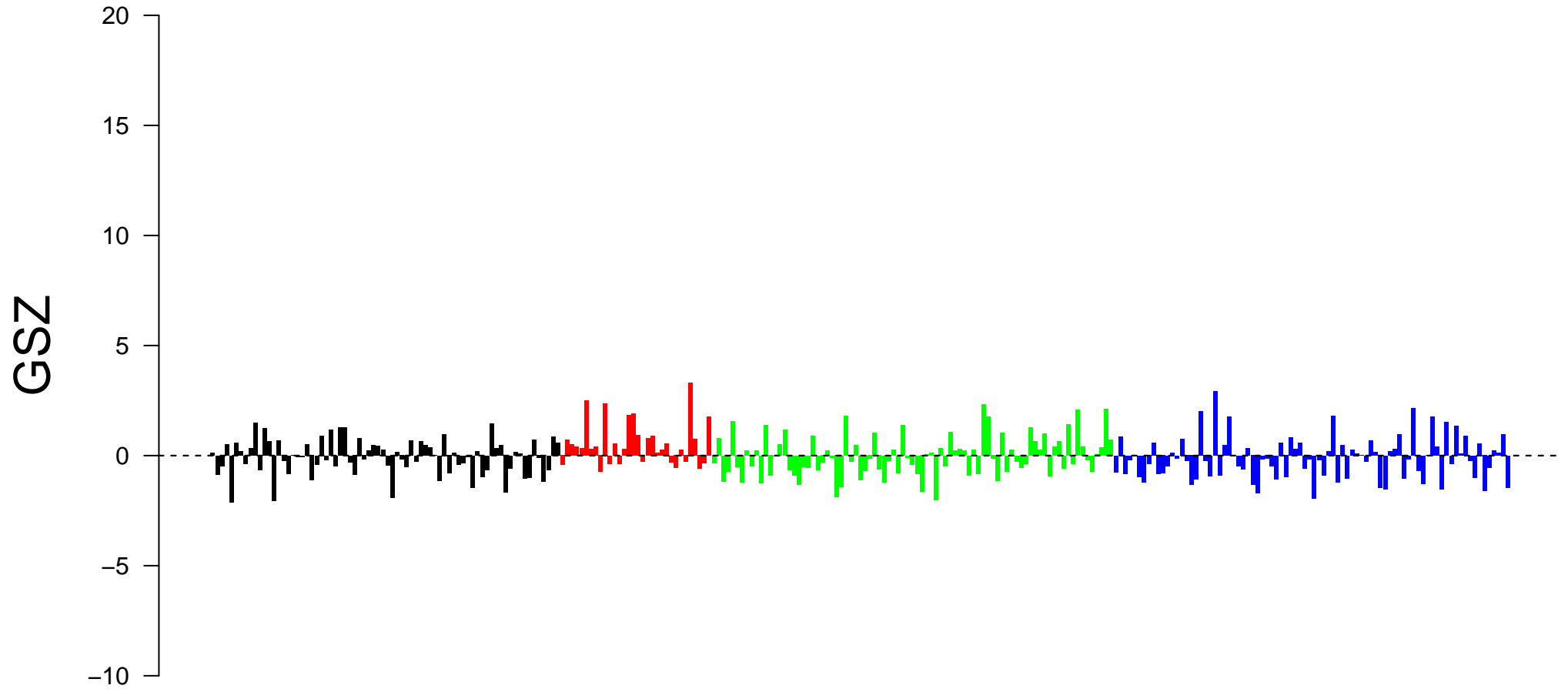
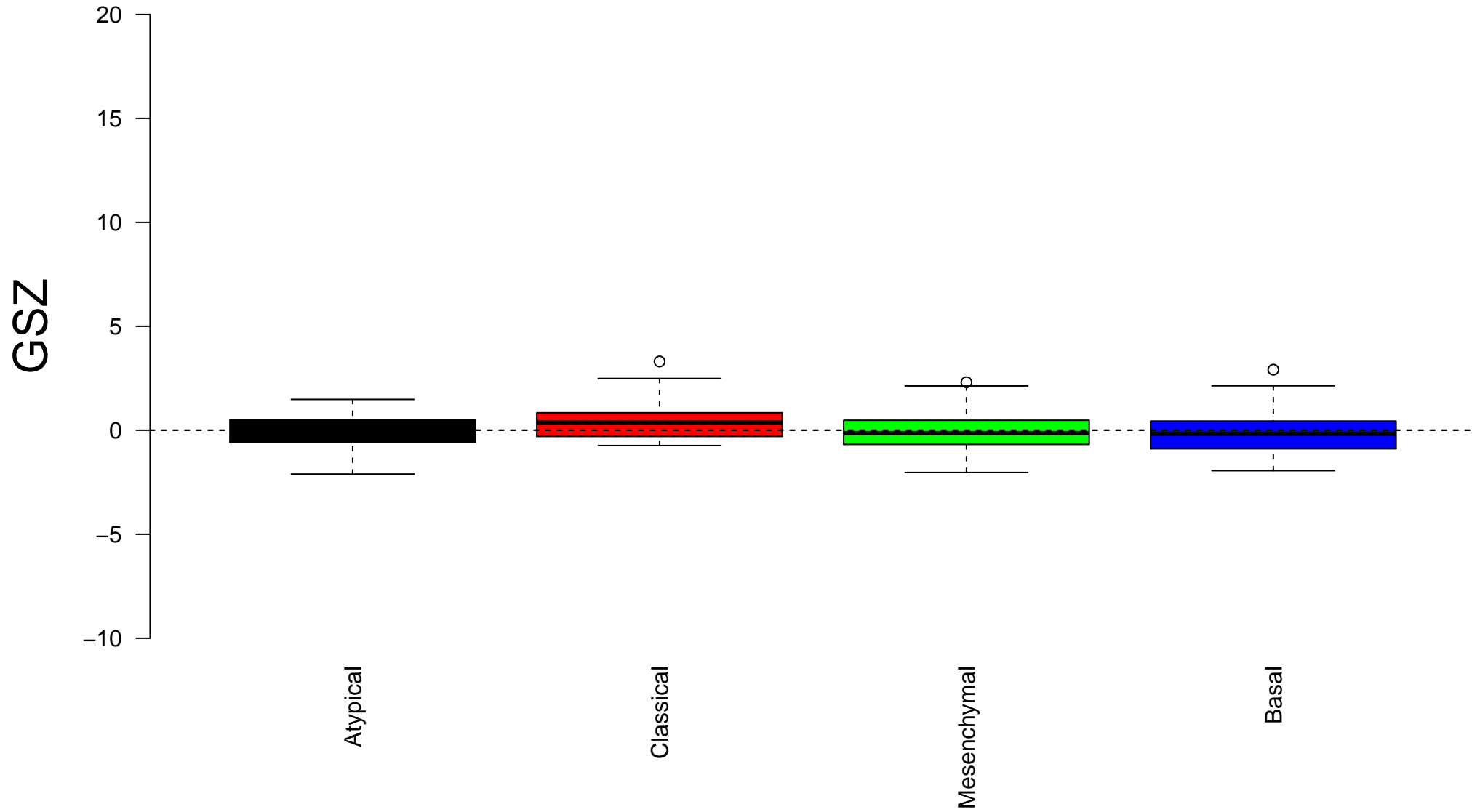


REACTOME_GLUCOSE_REGULATION_OF_INSULIN_SECRETION




REACTOME_GLUCOSE_REGULATION_OF_INSULIN_SECRETION




Enrichment in spots: REACTOME_GLUCOSE_REGULATION_OF_INSULIN_SECRETION




Expression of REACTOME_GLUCOSE_REGULATION_OF_INSULIN_SECRETION in Spot A




Expression of REACTOME_GLUCOSE_REGULATION_OF_INSULIN_SECRETION in Spot B




Expression of REACTOME_GLUCOSE_REGULATION_OF_INSULIN_SECRETION in Spot C




Expression of REACTOME_GLUCOSE_REGULATION_OF_INSULIN_SECRETION in Spot D




Expression of REACTOME_GLUCOSE_REGULATION_OF_INSULIN_SECRETION in Spot E




Expression of REACTOME_GLUCOSE_REGULATION_OF_INSULIN_SECRETION in Spot F




Expression of REACTOME_GLUCOSE_REGULATION_OF_INSULIN_SECRETION in Spot G




Expression of REACTOME_GLUCOSE_REGULATION_OF_INSULIN_SECRETION in Spot H




Expression of REACTOME_GLUCOSE_REGULATION_OF_INSULIN_SECRETION in Spot I




Expression of REACTOME_GLUCOSE_REGULATION_OF_INSULIN_SECRETION in Spot J



Expression of REACTOME_GLUCOSE_REGULATION_OF_INSULIN_SECRETION in Spot K



Expression of REACTOME_GLUCOSE_REGULATION_OF_INSULIN_SECRETION in Spot L



Expression of REACTOME_GLUCOSE_REGULATION_OF_INSULIN_SECRETION in Spot M

Δe

1.0

0.5


0.0

-0.5


-1.0




Expression of REACTOME_GLUCOSE_REGULATION_OF_INSULIN_SECRETION in Spot N




Expression of REACTOME_GLUCOSE_REGULATION_OF_INSULIN_SECRETION in Spot O



Expression of REACTOME_GLUCOSE_REGULATION_OF_INSULIN_SECRETION in Spot P



Expression of REACTOME_GLUCOSE_REGULATION_OF_INSULIN_SECRETION in Spot Q



Expression of REACTOME_GLUCOSE_REGULATION_OF_INSULIN_SECRETION in Spot R

